

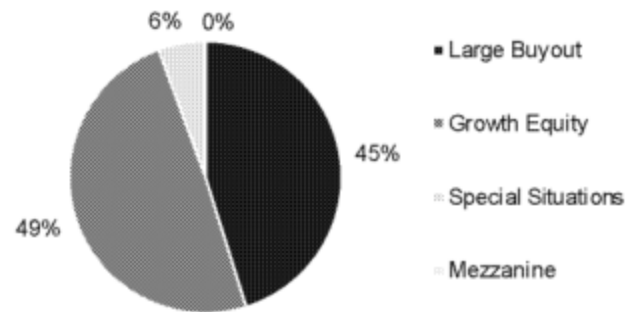
SOF

Remaining portfolio construction by FMV¹ as of September 30, 2017

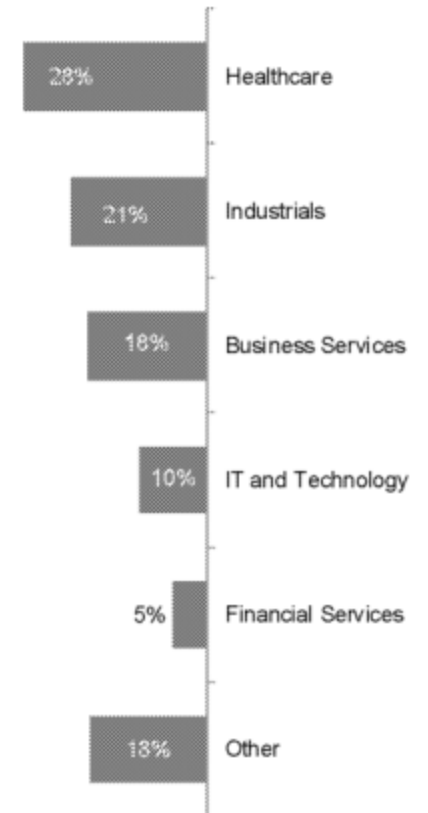
Overview

Vintage	2006		
Fund size	US\$565m		
Invested capital	549m		
Capital called	421m		
Distributions, net	756m	1.80x	
Remaining NAV	20m	0.05x	
Total net return	US\$775m	1.84x	22%

Investment strategy



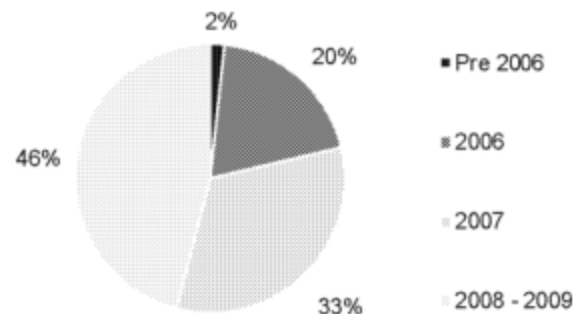
Sector composition



Asset geography



Vintage year



1) FMV = Fair Market Value

Past performance is not a guarantee or indicator of future results, and there can be no assurance that the fund will achieve comparable results. This page should be reviewed in conjunction with the "Important Information" and "Notes to Investment Performance" sections of this Presentation.